


**TOWN OF SPENCER  
SPENCER, MASSACHUSETTS 01562**



Steven J. Tyler, P.E., Superintendent  
(508) 885-7525  
styler@spencerma.gov

PERMIT NO.: _____ <i>(For Town use only)</i>
---

3 Old Meadow Road  
Phone: (508) 885-7525  
Fax: (508) 885-9416

**OFFICE OF UTILITIES & FACILITIES**

ROAD OPENING / DRIVEWAY / STREET OCCUPANCY / TRENCH PERMIT REQUEST FORM *(Circle Permit Type Requested)*

<b>Applicant Information</b>							
Name of Permit Holder:					Customer No.:		
					<i>(For Town use only)</i>		
Street Address:			City/Town:		State:		Zip:
Phone No.:		Cell Phone No.:		24-Hr Emergency Phone No.:			
<b>Excavator Information</b>							
Name of Excavator:				Phone No.:		Cell Phone No.:	
<i>(If different from Applicant):</i>							
Street Address:			City/Town:		State:		Zip:
MA. Hoisting License No.:		License Restrictions:				Expiration Date:	
Name of Competent Person <i>(As defined by 520 CMR 14.02-if different from Excavator):</i>				Phone No.:		Cell Phone No.:	
Street Address:			City/Town:		State:		Zip:
<b>Insurance Information/attach a Certificate of Liability</b> <i>(Town named as insured)</i>							
Insurer Name:			Insurer Contact Information:			Policy Expiration Date <i>(Earliest Date):</i>	
<b>Information for Proposed Trench</b>							
Specific Location of Trench <i>(Please check all that apply):</i>					Trench Purpose/Description:		
Street	State Highway	Side of Road	Sidewalk	Tree Lawn	Driveway	Private	Other
<input type="checkbox"/>	<input type="checkbox"/>	<input type="checkbox"/>	<input type="checkbox"/>	<input type="checkbox"/>	<input type="checkbox"/>	<input type="checkbox"/>	<input type="checkbox"/>
Label Trench Type <i>(Example: Water, Gas, etc.)</i>				Type:	Type:	Type:	Type:
Trench Dimensions <i>(Include all)</i>				Depth			
				Length			
				Width			
Total Surface Area <i>(Length x Width)</i>							
Other Comments:						Grand Total Area of Surface Cut:	
<b>Purpose of Permit</b> <i>(Please check all that apply)</i>				<b>Draw or Attach Sketch of Proposed Excavation</b>			
<b>Non-Excavation</b> <input type="checkbox"/> Obstruct Street or Sidewalk _____ <i>(Days to remain)</i> <input type="checkbox"/> Resurface Driveway Apron <input type="checkbox"/> Other _____ <b>Excavation</b> <input type="checkbox"/> Cable <input type="checkbox"/> Electric <input type="checkbox"/> Water <input type="checkbox"/> Sewer <input type="checkbox"/> Gas <input type="checkbox"/> Reconstruct Driveway <input type="checkbox"/> Telephone <input type="checkbox"/> Other _____ <b>Excavation Work On:</b> <input type="checkbox"/> Public <input type="checkbox"/> Private <input type="checkbox"/> Or Both				<div style="border: 1px solid black; padding: 5px;"> <b>Keep copy of permit for inspection signatures &amp; return for early deposit release</b> </div>			
Excavation Start Date:		Excavation End Date:					
Dig Safe No.:				Project Address:			
<b>Signatures</b> <i>(Read all attachments before signing.) The following acknowledge by signature below that they have read, understand and assume full responsibility for all the conditions of this permit application including but not limited to ATTACHMENT 1 - Rules and Specifications for Excavation Activity within the Town of Spencer, MA.</i>							
Applicant's Signature:					Date:		<input type="checkbox"/> Check if Applicant is Excavator  <input type="checkbox"/> Check if Applicant is Owner
Excavator's Signature:					Date:		
Owner's Signature <i>(If different) [For work on private property]:</i>					Date:		
Permit Approved By <i>(For town use only - Do not write in this section):</i>					Date:		Permit Expiration Date:

Permit Fee Amount _____ <i>(For Town use only)</i>
---

BY SIGNING THIS FORM, THE APPLICANT, OWNER, AND EXCAVATOR ALL ACKNOWLEDGE AND CERTIFY THAT THEY ARE FAMILIAR WITH, OR, BEFORE COMMENCEMENT OF THE WORK, WILL BECOME FAMILIAR WITH, ALL LAWS AND REGULATIONS APPLICABLE TO WORK PROPOSED, INCLUDING OSHA REGULATIONS, G.L. c. 82A, 520 CMR 7.00 et seq., AND ANY APPLICABLE MUNICIPAL ORDINANCES, BY-LAWS AND REGULATIONS AND THEY COVENANT AND AGREE THAT ALL WORK DONE UNDER THE PERMIT ISSUED FOR SUCH WORK WILL COMPLY THEREWITH IN ALL RESPECTS AND WITH THE CONDITIONS SET FORTH BELOW.

THE UNDERSIGNED OWNER AUTHORIZES THE APPLICANT TO APPLY FOR THE PERMIT AND THE EXCAVATOR TO UNDERTAKE SUCH WORK ON THE PROPERTY OF THE OWNER, AND ALSO, FOR THE DURATION OF CONSTRUCTION, AUTHORIZES PERSONS DULY APPOINTED BY THE MUNICIPALITY TO ENTER UPON THE PROPERTY TO MONITOR AND INSPECT THE WORK FOR CONFORMITY WITH THE CONDITIONS ATTACHED HERETO AND THE LAWS AND REGULATIONS GOVERNING SUCH WORK.

THE UNDERSIGNED APPLICANT, OWNER AND EXCAVATOR AGREE JOINTLY AND SEVERALLY TO REIMBURSE THE MUNICIPALITY FOR ANY AND ALL COSTS AND EXPENSES INCURRED BY THE MUNICIPALITY IN CONNECTION WITH THIS PERMIT AND THE WORK CONDUCTED THEREUNDER, INCLUDING BUT NOT LIMITED TO ENFORCING THE REQUIREMENTS OF STATE LAW AND CONDITIONS OF THIS PERMIT, INSPECTIONS MADE TO ASSURE COMPLIANCE THEREWITH, AND MEASURES TAKEN BY THE MUNICIPALITY TO PROTECT THE PUBLIC WHERE THE APPLICANT OWNER OR EXCAVATOR HAS FAILED TO COMPLY THEREWITH INCLUDING POLICE DETAILS AND OTHER REMEDIAL MEASURES DEEMED NECESSARY BY THE MUNICIPALITY.

THE UNDERSIGNED APPLICANT, OWNER AND EXCAVATOR AGREE JOINTLY AND SEVERALLY TO DEFEND, INDEMNIFY, AND HOLD HARMLESS THE MUNICIPALITY AND ALL OF ITS AGENTS AND EMPLOYEES FROM ANY AND ALL LIABILITY, CAUSES OR ACTION, COSTS, AND EXPENSES RESULTING FROM OR ARISING OUT OF ANY INJURY, DEATH, LOSS, OR DAMAGE TO ANY PERSON OR PROPERTY DURING THE WORK CONDUCTED UNDER THIS PERMIT.

**CONDITIONS AND REQUIREMENTS PURSUANT TO G.L.C.82A AND 520 CMR 7.00 et seq. (as amended)**

By signing the application, the applicant understands and agrees to comply with the following:

- i. No trench may be excavated unless the requirements of sections 40 through 40D of chapter 82, and any accompanying regulations, have been met and this permit is invalid unless and until said requirements have been complied with by the excavator applying for the permit including, but not limited to, the establishment of a valid excavation number with the underground plant damage prevention system as said system is defined in section 76D of chapter 164 (DIG SAFE);
- ii. Trenches may pose a significant health and safety hazard. Pursuant to Section 1 of Chapter 82 of the General Laws, an excavator shall not leave any open trench unattended without first making every reasonable effort to eliminate any recognized safety hazard that may exist as a result of leaving said open trench unattended. Excavators should consult regulations promulgated by the Department of Public Safety in order to familiarize themselves with the recognized safety hazards associated with excavations and open trenches and the procedures required or recommended by said department in order to make every reasonable effort to eliminate said safety hazards which may include covering, barricading or otherwise protecting open trenches from accidental entry.
- iii. Persons engaging in any in any trenching operation shall familiarize themselves with the federal safety standards promulgated by the Occupational Safety and Health Administration on excavations: 29 CFR 1926.650 et.seq., entitled Subpart P "Excavations".
- iv. Excavators engaging in any trenching operation who utilize hoisting or other mechanical equipment subject to chapter 146 shall only employ individuals licensed to operate said equipment by the Department of Public Safety pursuant to said chapter and this permit must be presented to said licensed operator before any excavation is commenced;
- v. By applying for, accepting and signing this permit, the applicant hereby attests to the following: (1) that they have read and understands the regulations promulgated by the Department of Public Safety with regard to construction related excavations and trench safety; (2) that he has read and understands the federal safety standards promulgated by the Occupational Safety and Health Administration on excavations: 29 CMR 1926.650 et.seq., entitled Subpart P "Excavations" as well as any other excavation requirements established by this municipality; and (3) that he is aware of and has, with regard to the proposed trench excavation on private property or proposed excavation of a city or town public way that forms the basis of the permit application, complied with the requirements of sections 40-40D of chapter 82A.
- vi. This permit shall be posted in plain view on the site of the trench.

For additional information please visit the Department of Public Safety's website at [www.mass.gov/dps](http://www.mass.gov/dps)

**Summary of Excavation and Trench Safety Regulation (520 CMR 14.00 et seq.)**

This summary was prepared by the Massachusetts Department of Public Safety pursuant to G.L.c.82A and does not include all requirements of the 520 CMR 14.00. To view the full regulation and G.L.c.82A, go to [www.mass.gov/dps](http://www.mass.gov/dps)  
Pursuant to M.G.L. c. 82, § 1, the Department of Public Safety, jointly with the Division of Occupational Safety, drafted regulations relative to trench safety. The regulation is codified in section 14.00 of title 520 of the Code of Massachusetts Regulations. The regulation requires all excavators to obtain a permit prior to the excavation of a trench made for a construction-related purpose on public or private land or rights-of-way. All municipalities must establish a local permitting authority for the purpose of issuing permits for trenches within their municipality. Trenches on land owned or controlled by a public (state) agency requires a permit to be issued by that public agency unless otherwise designated.

In addition to the permitting requirements mandated by statute, the trench safety regulations require that all excavators, whether public or private, take specific precautions to protect the general public and prevent unauthorized access to unattended trenches. Accordingly, unattended trenches must be covered, barricaded or backfilled. Covers must be road plates at least ¾" thick or equivalent; barricades must be fences at least 6' high with no openings greater than 4" between vertical supports; backfilling must be sufficient to eliminate the trench. Alternatively, excavators may choose to attend trenches at all times, for instance by hiring a police detail, security guard or other attendant who will be present during times when the trench will be unattended by the excavator.

The regulations further provide that local permitting authorities, the Department of Public Safety, or the Division of Occupational Safety may order an immediate shutdown of a trench in the event of a death or serious injury; the failure to obtain a permit; or the failure to implement or effectively use adequate protections for the general public. The trench shall remain shutdown until re-inspected and authorized to re-open provided, however, that excavators shall have the right to appeal an immediate shutdown. Permitting authorities are further authorized to suspend or revoke a permit following a hearing. Excavators may also be subject to administrative fines issued by the Department of Public Safety for identified violations.

## Summary of 1926 CFR Subpart P -OSHA Excavation Standard

This is a worker protection standard, and is designed to protect employees who are working inside a trench. This summary was prepared by the Massachusetts Division of Occupational Safety and not OSHA for informational purposes only and does not constitute an official interpretation by OSHA of their regulations, and may not include all aspects of the standard.

For further information or a full copy of the standard go to [www.osha.gov](http://www.osha.gov).


- **Trench Definition per the OSHA standard:**
  - An excavation made below the surface of the ground, narrow in relation to its length.
  - In general, the depth is greater than the width, but the width of the trench is not greater than fifteen feet.
- **Protective Systems** to prevent soil wall collapse are always required in trenches deeper than 5', and are also required in trenches less than 5' deep when the competent person determines that a hazard exists. Protection options include:
  - Shoring. Shoring must be used in accordance with the OSHA Excavation standard appendices, the equipment manufacturer's tabulated data, or designed by a registered professional engineer.
  - Shielding (Trench Boxes). Trench boxes must be used in accordance with the equipment manufacturer's tabulated data, or a registered professional engineer.
  - Sloping or Benching. In Type C soils (what is most typically encountered) the excavation must extend horizontally 1 ½ feet for every foot of trench depth on both sides, 1 foot for Type B soils, and ¾ foot for Type A soils.
  - A registered professional engineer must design protective systems for all excavations greater than 20' in depth.
- **Ladders** must be used in trenches deeper than 4'.
  - Ladders must be inside the trench with workers at all times, and located within 25' of unobstructed lateral travel for every worker in the trench.
  - Ladders must extend 3' above the top of the trench so workers can safely get onto and off of the ladder.
- **Inspections** of every trench worksite are required:
  - Prior to the start of each shift, and again when there is a change in conditions such as a rainstorm.
  - Inspections must be conducted by the competent person (see below).
- **Competent Person(s) is:**
  - Capable (i.e., trained and knowledgeable) in identifying existing and predictable hazards in the trench, and other working conditions which may pose a hazard to workers, and
  - Authorized by management to take necessary corrective action to eliminate the hazards. Employees must be removed from hazardous areas until the hazard has been corrected.
- **Underground Utilities** must be:
  - Identified prior to opening the excavation (e.g., contact Digsafe).
  - Located by safe and acceptable means while excavating.
  - Protected, supported, or removed once exposed.
- **Spoils** must be kept back a minimum of 2' from the edge of the trench.
- **Surface Encumbrances** creating a hazard must be removed or supported to safeguard employees. Keep heavy equipment and heavy material as far back from the edge of the trench as possible.
- **Stability of Adjacent Structures:**
  - Where the stability of adjacent structures is endangered by creation of the trench, they must be underpinned, braced, or otherwise supported.
  - Sidewalks, pavements, etc. shall not be undermined unless a support system or other method of protection is provided.
- **Protection from water accumulation hazards:**
  - It is not allowable for employees to work in trenches with accumulated water. If water control such as pumping is used to prevent water accumulation, this must be monitored by the competent person.
  - If the trench interrupts natural drainage of surface water, ditches, dikes or other means must be used to prevent this water from entering the excavation.
- **Additional Requirements:**
  - For mobile equipment operated near the edge of the trench, a warning system such as barricades or stop logs must be used.
  - Employees are not permitted to work underneath loads. Operators may not remain in vehicles being loaded unless vehicles are equipped with adequate protection as per 1926.601(b)(6).
  - Employees must wear high-visibility clothing in traffic work zones.
  - Air monitoring must be conducted in trenches deeper than 4' if the potential for a hazardous atmosphere exists. If a hazardous atmosphere is found to exist (e.g., O<sub>2</sub> <19.5% or >23.5%, 20% LEL, specific chemical hazard), adequate protections shall be taken such as ventilation of the space.
  - Walkways are required where employees must cross over the trench. Walkways with guardrails must be provided for crossing over trenches > 6' deep.
  - Employees must be protected from loose rock or soil through protections such as scaling or protective barricades.



# TOWN OF SPENCER, MASSACHUSETTS

## *Office of Utilities & Facilities*

TEL: 508-885-7515  
FAX: 508-885-9416



3 Old Meadow Road  
Spencer, MA 01562

### ATTACHMENT 2

**SPENCER DRIVEWAY PERMIT NO. \_\_\_\_\_**

### **NEW DRIVEWAY, DRIVEWAY ALTERATION AND DRIVEWAY RESURFACING CONSTRUCTION AND INSPECTION REQUIREMENTS**

#### **New Drive Construction and Inspection Permit Requirements**

For all new driveways and curb cuts the following Spencer driveway requirements shall be met or exceeded:

- Coordinate with Highway Superintendent and/or Foreman and contractor prior to construction activities to establish sawcut line for blending limits on existing road and to determine drainage requirements. Owner/Contractor shall schedule a preconstruction meeting at the site with driveway contractor(s), excavator, site superintendent and Town U&F representatives prior to beginning work to confirm construction requirements, location, sawcut line and address any drainage concerns and related requirements.
- NO lip or sudden change in grade near edge of road that could interfere with routine snow plow operations allowed.
- Driveway and apron shall be graded to NOT direct stormwater runoff toward roadway.
- Paved Hot Mix Asphalt (HMA) Bituminous Concrete apron shall be paved at least 15 feet from the edge of the road and that it be at least 15 feet wide, and no greater than 24 feet wide, adhering to approved permit plan.
- As specified in the town requirements the new hot mix asphalt bituminous concrete apron shall meet or exceed the requirements of Appendix E of the Rules and Specifications for Excavation Activity within the Town of Spencer including but not limited to:
  - 8” minimum gravel compacted sub-base MassDOT M1.03.1 material or better
  - 4” Hot Mix Asphalt (HMA) in two courses, 2.5 binder and 1.5” top
- Owner or contractor shall notify U&F office when gravel compacted sub-base has been installed for inspection prior to paving operations.
- Owner or contractor shall notify U&F office at least one day in advance of scheduled paving operations.
- For lot development the Owner/Contractor shall install an anti-mud tracking stabilized construction entrance/exit. Recommended construction details for this are available upon request. The tracking of mud, dirt, and debris onto the public way is prohibited. Failure to comply at any time is subject to fines under the local Town Bylaws.

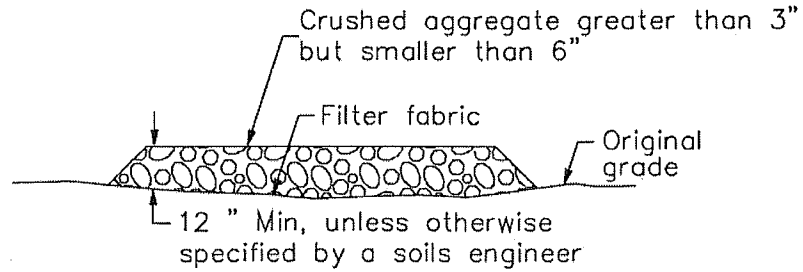
Contact the Spencer Utilities and Facilities Office if any questions regarding the above or other requirements under this permit, etc.

\_\_\_\_\_  
Permittee Signature

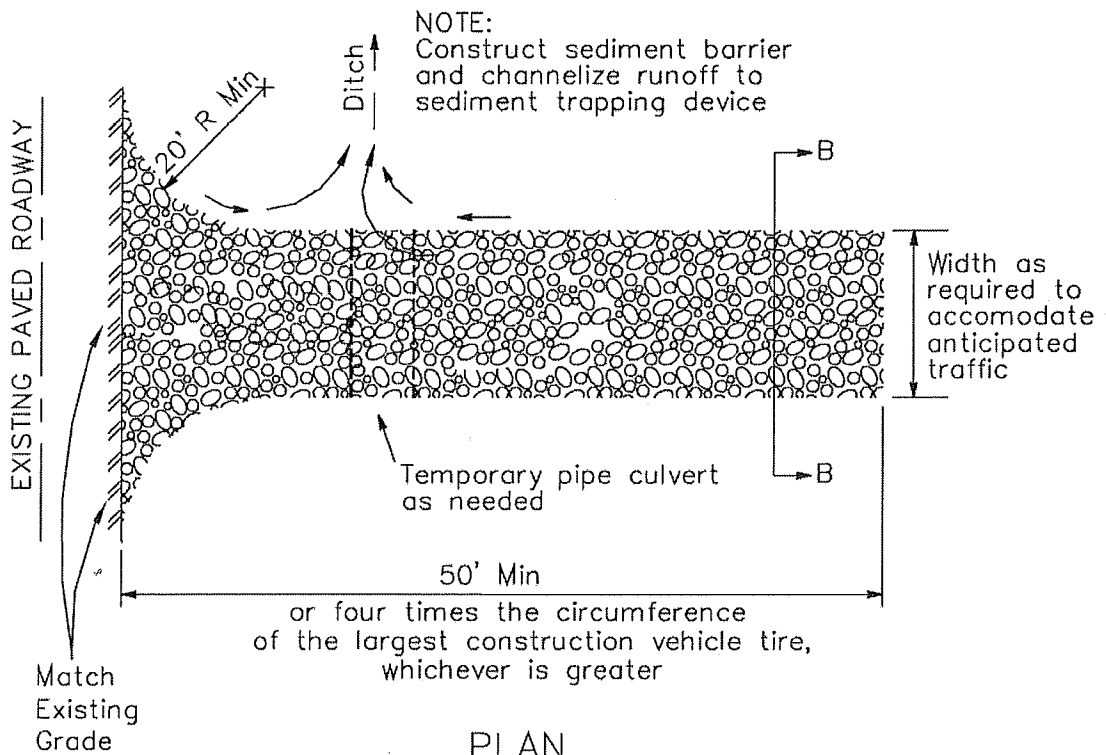
\_\_\_\_\_  
Date



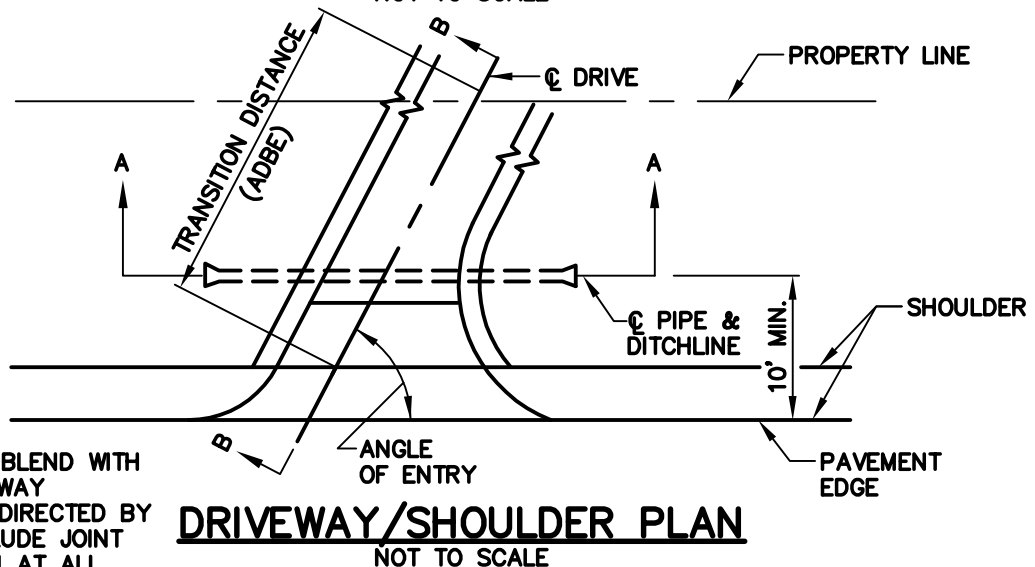
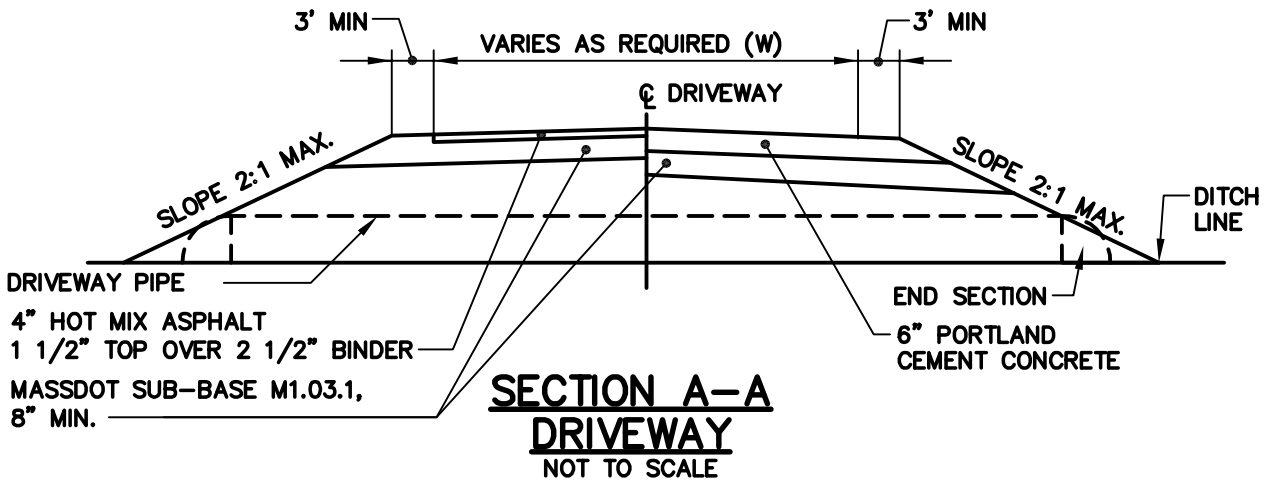
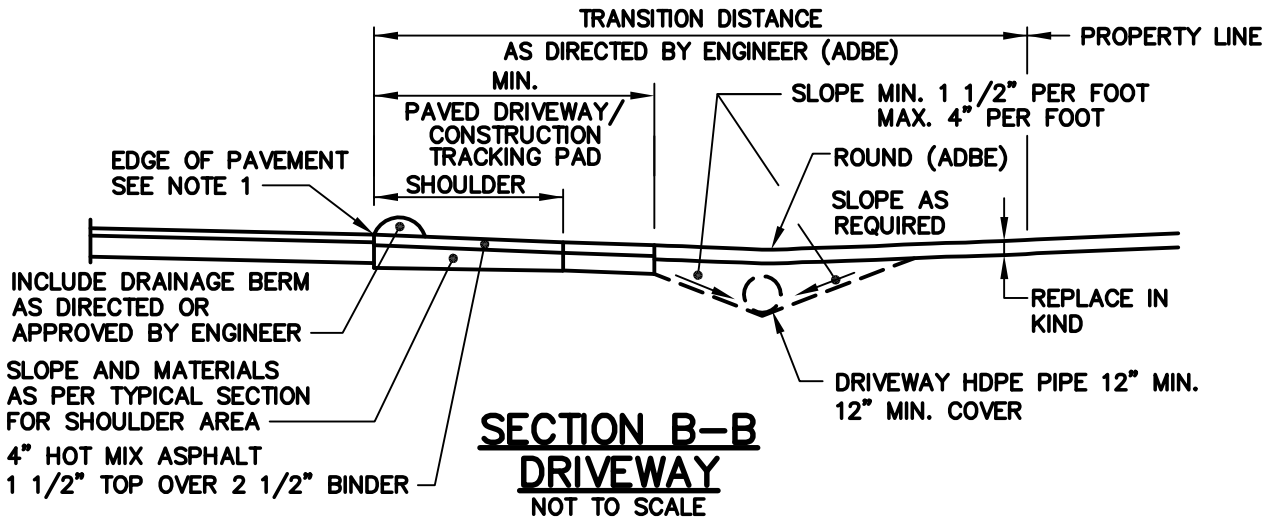
# Stabilized Construction Entrance/Exit



SECTION B-B  
NTS



PLAN  
NTS



NOTE:  
1. SAW CUT AND BLEND WITH EXISTING ROADWAY PAVEMENT AS DIRECTED BY ENGINEER. INCLUDE JOINT SEAL EMULSION AT ALL VERTICAL FACES AND JOINTS.

PREPARED BY:

ENGINEERS  
**FST**  
Since 1914

**FAY, SPOFFORD & THORNDIKE, LLC**  
ENGINEERS · PLANNERS · SCIENTISTS  
5 BURLINGTON WOODS, BURLINGTON, MA 01803

**APPENDIX E**